

# On-Board Weighing Deflection Transducer Applications



[vulcanscales.com](http://vulcanscales.com)



## G-733Max Deflection Transducer System



### Installation Location:

Top of Beam

### Installation Toolkit:

Not Required

### Installation Documentation:

67-30084

### Optional V41 set point module available.

The set point module allows users to program two set point weights in the V320 Meter which can be used to activate users own lights or alarms. Lights and alarms not supplied by Vulcan On-Board Scales.

Version M32A-C21 software required for use with the set point module.

### System Includes:

- 1 ea. M32 V320 Meter
- 1 ea. V27 VSL Vulcoder - 2 lead (10 ft.)
- 1 ea. C01 Cable, 40 ft orange Stress-Flex
- 2 ea L42 Deflection Transducers, Standard
- 2 ea. H58 Deflection Transducer Mounting Kits, Standard

### Optional (G743FA)

#### Front Axle Installation Includes:

- 1 ea. L42 Deflection Transducer, Standard
- 1 ea. H58 Deflection Transducer Mounting Kit, Standard
- 1 ea. V40 VSL Vulcoder - 1 Lead (10 ft.)

Consult factory for front axle and other suspension applications



## G-733HN Deflection Transducer System



### Installation Location:

Side of Beam

### Installation Toolkit:

Part Number: 59-30055-001

### Installation Documentation:

67-30519-002

### Optional V41 set point module available.

The set point module allows users to program two set point weights in the V320 Meter which can be used to activate users own lights or alarms. Lights and alarms not supplied by Vulcan On-Board Scales.

Version M32A-C21 software required for use with the set point module.

### System Includes:

- 1 ea. M32 V320 Meter
- 1 ea. V27 VSL Vulcoder - 2 lead (10 ft.)
- 1 ea. C01 Cable, 40 ft orange Stress-Flex
- 2 ea L42 Deflection Transducers, Standard, Rear Suspension
- 2 ea. H65 Deflection Transducer Mounting Kits, J-Bracket

### Optional (G743FA)

#### Front Axle Installation Includes:

- 1 ea. L42 Deflection Transducer, Standard
- 1 ea. H58 Deflection Transducer Mounting Kit, Standard
- 1 ea. V40 VSL Vulcoder - 1 Lead (10 ft.)

Consult factory for front axle and other suspension applications

# Volvo T-Ride Suspension Freightliner/Sterling Tufftrac Suspension

## G-733TR Deflection Transducer System



### Installation Location:

Top of Rear End Housing

### Installation Toolkit:

Part Number: 59-30048-003

### Installation Documentation:

67-30084

### Optional V41 set point module available.

The set point module allows users to program two set point weights in the V320 Meter which can be used to activate users own lights or alarms. Lights and alarms not supplied by Vulcan On-Board Scales.

Version M32A-C21 software required for use with the set point module.

### System Includes:

- 1 ea. M32 V320 Meter
- 1 ea. V27 VSL Vulcoder - 2 Lead (10 ft.)
- 1 ea. C01 Cable, 40 ft orange Stress-Flex
- 2 ea L51 Deflection Transducers, Neutral Axis, Rear Suspension
- 2 ea. H62 Deflection Transducer Mounting Kits, Neutral Axis

### Optional (G743FA)


### Front Axle Installation Includes:

Front Axle Installation Includes:

- 1 ea. L42 Deflection Transducer, Standard
- 1 ea. H58 Deflection Transducer Mounting Kit, Standard
- 1 ea. V40 VSL Vulcoder - 1 Lead (10 ft.)

Consult factory for front axle and other suspension applications

## G-713MC Deflection Transducer System



### Installation Location:

Top of Trunnion

### Installation Toolkit:

Not Required

### Installation Documentation:

67-30084

### Optional V41 set point module available.

The set point module allows users to program two set point weights in the V320 Meter which can be used to activate users own lights or alarms. Lights and alarms not supplied by Vulcan On-Board Scales.

Version M32A-C21 software required for use with the set point module.

### System Includes:

- 1 ea. M32 V320 Meter
- 1 ea. V40 VSL Vulcoder - 1 Lead (10 ft.)
- 1 ea. C01 Cable, 40 ft orange Stress-Flex
- 1 ea. L42 Deflection Transducer, Standard, Rear Suspension
- 1 ea. H58 Deflection Transducer Mounting Kit, Standard

### Optional (G743FA)

#### Front Axle Installation Includes:


Front Axle Installation Includes:

- 1 ea. L42 Deflection Transducer, Standard
- 1 ea. H58 Deflection Transducer Mounting Kit, Standard
- 1 ea. V40 VSL Vulcoder - 1 Lead (10 ft.)

Consult factory for front axle and other suspension applications

# Single Axle Spring Suspension

## G-713SA Deflection Transducer System



### Installation Location:

Side of Rear End Housing

### Installation Toolkit:

Part Number: 59-30048-003

### Installation Documentation:

67-30515

### System Includes:

- 1 ea. M32 V320 Meter
- 1 ea. V40 VSL Vulcoder - 2 Lead (10 ft.)
- 1 ea. C01 Cable, 40 ft orange Stress-Flex
- 1 ea L51 Deflection Transducers, Neutral Axis, Rear Suspension
- 1 ea. H62 Deflection Transducer Mounting Kits, Neutral Axis

### Optional (G743FA)

#### Front Axle Installation Includes:

Front Axle Installation Includes:

- 1 ea. L42 Deflection Transducer, Standard
- 1 ea. H58 Deflection Transducer Mounting Kit, Standard
- 1 ea. V40 VSL Vulcoder - 1 Lead (10 ft.)

Consult factory for front axle and other suspension applications





**Hendrickson  
HN, RT/RTE, R/RS  
or  
Comparable  
Suspensions**

Side of Beam  
Using J-Bracket  
Mounting Kit




**Hendrickson  
Haulmaxx  
Or  
Comparable  
Suspensions**

Top of Beam  
Welded

**Volvo T-Ride**


**Freightliner/  
Sterling Tuftrac  
or  
Comparable  
Suspensions**



Side of Rear  
End Housing  
Welded

**Mack Camel  
Back or  
Comparable  
Suspensions**

Top of the  
Trunnion Shaft  
Using the H58  
Mounting Kit





## Contact

800-237-0022

[vulcan-scales.sales@vpgsensors.com](mailto:vulcan-scales.sales@vpgsensors.com)

[vulcanscales.com](http://vulcanscales.com)

**DISCLAIMER:** ALL PRODUCTS, PRODUCT SPECIFICATIONS AND DATA ARE SUBJECT TO CHANGE WITHOUT NOTICE. Vishay Precision Group, Inc., its affiliates, agents, and employees, and all persons acting on its or their behalf (collectively, "VPG"), disclaim any and all liability for any errors, inaccuracies or incompleteness contained herein or in any other disclosure relating to any product. The product specifications do not expand or otherwise modify VPG's terms and conditions of purchase, including but not limited to, the warranty expressed therein. VPG makes no warranty, representation or guarantee other than as set forth in the terms and conditions of purchase. **To the maximum extent permitted by applicable law, VPG disclaims (i) any and all liability arising out of the application or use of any product, (ii) any and all liability, including without limitation special, consequential or incidental damages, and (iii) any and all implied warranties, including warranties of fitness for particular purpose, non-infringement and merchantability.** Information provided in datasheets and/or specifications may vary from actual results in different applications and performance may vary over time. Statements regarding the suitability of products for certain types of applications are based on VPG's knowledge of typical requirements that are often placed on VPG products. It is the customer's responsibility to validate that a particular product with the properties described in the product specification is suitable for use in a particular application. You should ensure you have the current version of the relevant information by contacting VPG prior to performing installation or use of the product, such as on our website at [vpgsensors.com](http://vpgsensors.com). No license, express, implied, or otherwise, to any intellectual property rights is granted by this document, or by any conduct of VPG. The products shown herein are not designed for use in life-saving or life-sustaining applications unless otherwise expressly indicated. Customers using or selling VPG products not expressly indicated for use in such applications do so entirely at their own risk and agree to fully indemnify VPG for any damages arising or resulting from such use or sale. Please contact authorized VPG personnel to obtain written terms and conditions regarding products designed for such applications. Product names and markings noted herein may be trademarks of their respective owners.